

# Round Dance



## Needed:

- Yarn: Merino in 2 colors (dark & light) with about 150m/50g, 50g each (7.5 stitches and 10.5 rows = 1 inch in stockinette stitch)
- Needles: Circular Needels 3mm, Cable Needle
- Size: 21"

Cast on 144sts with light yarn and start working in rounds. Begin with the first round of chart 1. In every round the chart is read from the right to the left.

When the last row of chart 1 is finished cut the light yarn and start working with the dark one (background color) according to chart 2 for 4 rounds. Add dark yarn (contrast color) for the skeleton. When working the rounds 25 to 55 take care of interweaving floats with the width of more than 5sts.

Cut the yarn in round 56 and continue with the background color until the chart is finished. Thread tail through the remaining 24 stiches and weave in all remaining ends.

The size can be adjusted by choosing another yarn and/or using more/less stiches. Please take care of the number of stiches which has to be a multiple of 24.

Have fun with my pattern and feel free to give me feedback via

E-Mail: [thomas.pototschnig@gmx.de](mailto:thomas.pototschnig@gmx.de) or  
Ravelry: xeo

This pattern is only for non-commercial use!

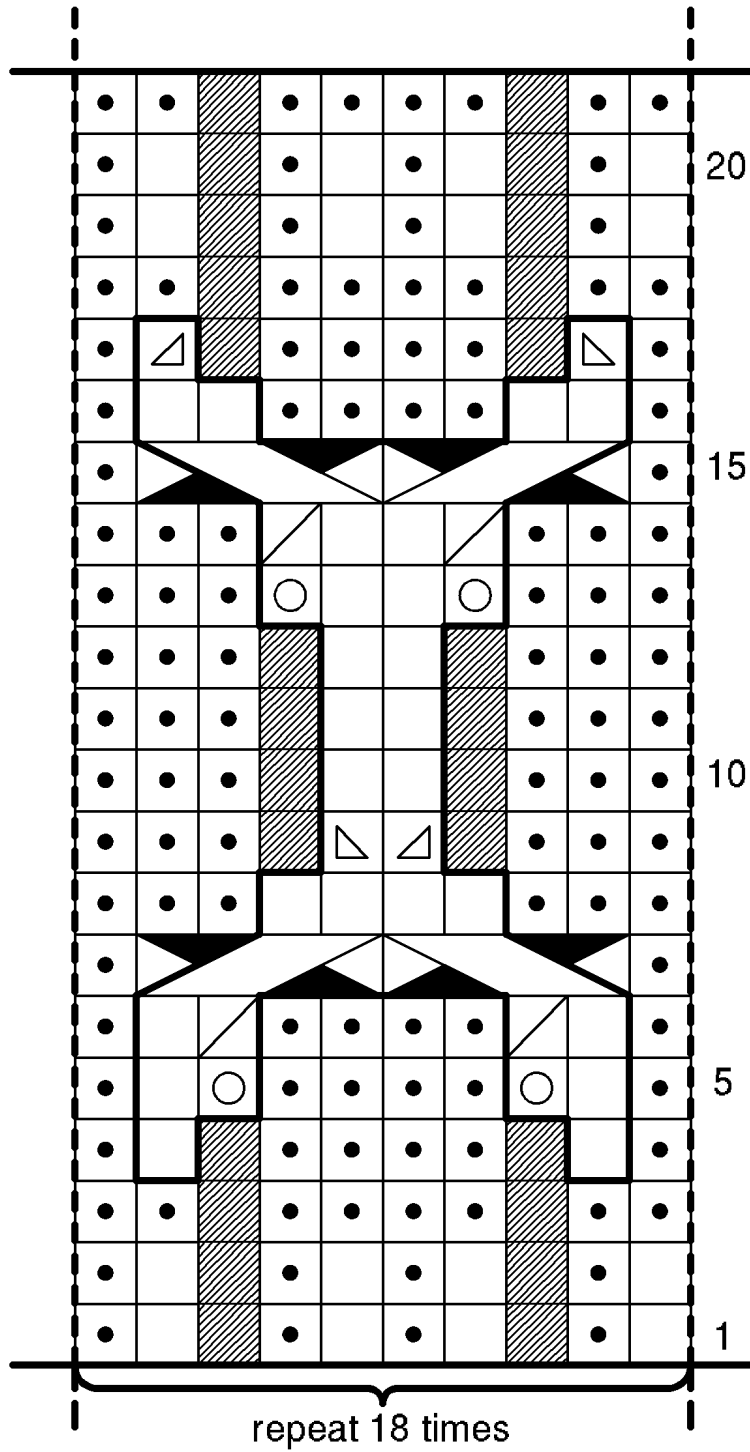










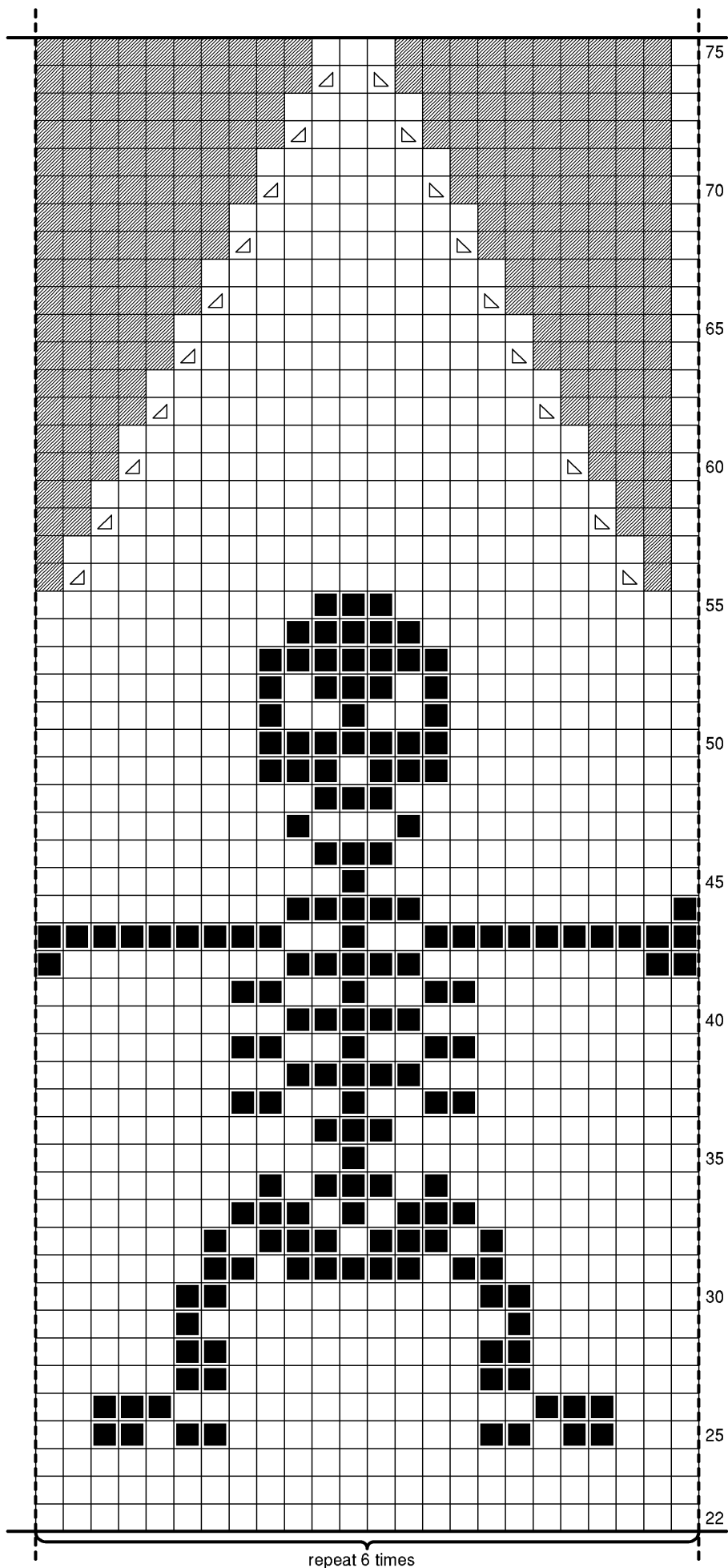


Chart 1: Cuff

-  knit (k)
-  knit contrast color (k)
-  purl (p)
-  no stich
-  knit two together (k2tog)
-  slip, slip, knit (ssk)
-  yarn over (yo)
-  knit through back loop (kbl)
-  slip 2 on cn, hold in back, knit 2, purl 2 from cn
-  slip 2 on cn, hold in front, purl 2, knit 2 from cn



repeat 6 times

Chart 2: Skeleton